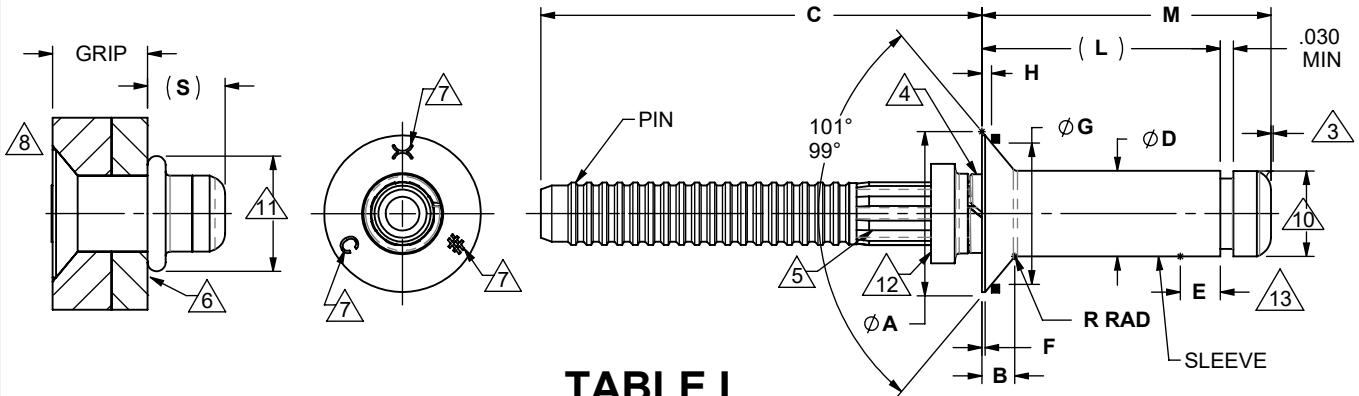




CURRENT DESIGN ACTIVITY  
 CAGE CODE 0HDW7  
 HFS TUCSON OPERATIONS  
 3724 EAST COLUMBIA STREET  
 TUCSON, ARIZONA 85714  
 PHONE (520) 519-7400  
 FAX (520) 519-7454

**Unimatic®**  
**BLIND BOLT**

**ENGINEERING  
 STANDARD**



**TABLE I**

PART NUMBER	NOM DIA.	Ø A HEAD THEO. INTER. MAX	B HEAD HEIGHT MAX	C MIN.	Ø D SLEEVE ±.001	E MAX	F MAX	Ø G GAGE ±.0001	H GAGE HEIGHT	R RAD. MAX.	( S ) DESIGN REF	SINGLE SHEAR	TENSILE	HOLE LIMITS +.003 -.000
UB100-EU05-( )	05	.334	.073	.844	.163	.215	.011	.2831	.0206 .0171	.010	.202	1980	1150	.164
UB100-EU06-( )	06	.387	.080	.875	.198	.250	.013	.3271	.0243 .0205	.015	.231	2925	1690	.199
UB100-EU08-( )	08	.508	.106	1.000	.259	.305	.017	.4319	.0310 .0270	.020	.279	5000	2900	.260
UB100-EU10-( )	10	.635	.138	1.218	.311	.350	.020	.5450	.0367 .0325	.025	.319	7200	4170	.312
UB100-EU12-( )	12	.763	.166	1.562	.373	.405	.023	.6581	.0428 .0380	.030	.364	10380	5970	.374

THIS DRAWING, THE STRUCTURAL DESIGN DISCLOSED THEREIN AND THE TECHNICAL DATA AND ENGINEERING SERVICE REPRESENTED THEREBY ARE THE EXCLUSIVE PROPERTY OF HUCK INTERNATIONAL, INC.

- 1. MINIMUM ULTIMATE SINGLE SHEAR AND TENSILE STRENGTHS IN POUNDS OF INSTALLED FASTENER.
- 2. APPLIES TO GRIPS 05-04 MAX, 06-05 MAX, 08-06 MAX, 10-07 MAX, 12-09 MAX AND UP. IN SHORTER GRIPS, A TRUE COMPOSITE SHEAR TEST CANNOT BE OBTAINED.
- 3. TRIM FLASH NOT TO EXCEED .005 MAXIMUM LENGTH ABOVE HEAD OF PIN.
- 4. SOLID OR SPLIT LOCK COLLAR - MANUFACTURER'S OPTION. SPLIT NOT TO EXCEED .020 WIDTH.
- 5. KNURLED TO FACILITATE FASTENER ASSEMBLY. NOT PART OF THE INSTALLED FASTENER.
- 6. BLIND SIDE HEAD MAY BE INSTALLED ON 5° MAXIMUM SLOPE.
- 7. IDENTIFICATION: HUCK SYMBOL, "C" AND GRIP DASH NUMBER.
- 8. CONCENTRICITY: CONICAL SURFACE OF FLUSH HEAD TO "D" DIAMETER TO BE WITHIN .010 T.I.R. HEAD ROUNDNESS TO BE WITHIN .010.
- 9. NOMINAL 05 AND 06 DIAMETER PARTS ARE COLOR IDENTIFIED GREEN ON MIN ONE LOCATION (PINTAIL / ANVIL / COLLAR / SHIFT WASHER) OR WITH "S" MARKING ON PIN HEAD (MANUFACTURER'S OPTION).
- 10. MAXIMUM DIAMETER OF PIN HEAD SHALL NOT EXCEED "D" MAX. AND MAY BE .002 BELOW "D" MIN.
- 11. MAXIMUM DIAMETER OF BLIND HEAD SHALL NOT EXCEED MAXIMUM DIAMETER OF MANUFACTURED HEAD "A", FOR ENGINEERING DESIGN REF ONLY.
- 12. DRIVE WASHER AVAILABLE TO FACILITATE INSTALLATION ONLY. NOT PART OF INSTALLED FASTENER.
- 13. "E" LENGTH OF "ØD" MAY BE .002 UNDERSIZE.

DIMENSIONS IN INCHES

<b>AA</b>	PER ECN 15625, ADDED "S" MARKING OPTION (NOTE 9), CHANGED AC/ACN COATING OPTIONS (PAGE 3)	PROC. SPEC. NASM8975	DRAWN BY	J. SCHLOBOHM
		NAS 353; CODE AWY	CHECKED BY	SIGNATURE ON FILE
ISSUED	7/19/1982	Unimatic® BLIND BOLT FASTENER, HIGH STRENGTH, PULL-TYPE, POSITIVE MECHANICAL LOCK, 100° FLUSH HEAD, A-286 CRES (95 KSI SHEAR) SINGLE ACTION INSTALLATION		
REVISED	03/08/2024			
PAGE	1 OF 3			
		<b>UB100-EU (MS21140U)</b> <b>BLB108</b>		

This drawing/documentation is controlled by either the Department of State, International Traffic in Arms Regulations or the Department of Commerce, Export Administration Regulations and may require an export license/license exception prior to being transferred to a foreign national, inside or outside of the United States. EAR/ECCN EAR99. These commodities, technology or software were exported from the United States in accordance with the Export Administration Regulations. Diversion contrary to U.S. law prohibited.



CURRENT DESIGN ACTIVITY  
 CAGE CODE 0HDW7  
 HFS TUCSON OPERATIONS  
 3724 EAST COLUMBIA STREET  
 TUCSON, ARIZONA 85714  
 PHONE (520) 519-7400  
 FAX (520) 519-7454

**Unimatic®**  
**BLIND BOLT**  
**ENGINEERING**  
**STANDARD**

THIS DRAWING, THE STRUCTURAL DESIGN DISCLOSED THEREIN AND THE TECHNICAL DATA AND ENGINEERING SERVICE REPRESENTED THEREBY ARE THE EXCLUSIVE PROPERTY OF HUCK INTERNATIONAL, INC.

14 THE GRIP RANGE OF UB100-EU06-02 IS .120-.157.

**TABLE II**

GRIP NUMBER TABULATION												
GRIP DASH NUMBER	DESIGN GRIP RANGE		05		06		08		10		12	
	MIN.	MAX.	(L)	M MAX	(L)	M MAX	(L)	M MAX	(L)	M MAX	(L)	M MAX
02	.094	.157	.280	.434	.329	.505						
03	.156	.220	.342	.496	.365	.541	.406	.616				
04	.219	.282	.405	.559	.428	.604	.469	.678	.506	.743	.548	.820
05	.281	.345	.467	.622	.490	.666	.531	.740	.568	.805	.610	.883
06	.344	.407	.530	.684	.553	.729	.594	.803	.631	.868	.673	.945
07	.406	.470	.592	.746	.615	.791	.656	.866	.693	.930	.735	1.007
08	.469	.532	.655	.809	.678	.854	.719	.928	.756	.993	.798	1.070
09	.531	.595	.717	.872	.740	.916	.781	.990	.818	1.055	.860	1.133
10	.594	.657	.780	.934	.803	.979	.844	1.053	.881	1.118	.923	1.195
11	.656	.720	.842	.996	.865	1.041	.906	1.116	.943	1.180	.985	1.257
12	.719	.782	.905	1.059	.928	1.104	.969	1.178	1.006	1.243	1.048	1.320
13	.781	.845	.967	1.122	.990	1.166	1.031	1.240	1.068	1.305	1.110	1.383
14	.844	.907	1.030	1.184	1.053	1.229	1.094	1.303	1.131	1.368	1.173	1.445
15	.906	.970	1.092	1.246	1.115	1.291	1.156	1.366	1.193	1.430	1.235	1.507
16	.969	1.032	1.155	1.309	1.178	1.354	1.219	1.428	1.256	1.493	1.298	1.570
17	1.031	1.095	1.217	1.372	1.240	1.416	1.281	1.490	1.318	1.555	1.360	1.633
18	1.094	1.157	1.280	1.434	1.303	1.479	1.344	1.553	1.381	1.618	1.423	1.695
19	1.156	1.220	1.342	1.496	1.365	1.541	1.406	1.616	1.443	1.680	1.485	1.757
20	1.219	1.282	1.405	1.559	1.428	1.604	1.469	1.678	1.506	1.743	1.548	1.820
21	1.281	1.345	1.467	1.622	1.490	1.666	1.531	1.740	1.568	1.805	1.610	1.883
22	1.344	1.407	1.530	1.684	1.553	1.729	1.594	1.803	1.631	1.868	1.673	1.945
23	1.406	1.470	1.592	1.746	1.615	1.791	1.656	1.866	1.693	1.930	1.735	2.007
24	1.469	1.532	1.655	1.809	1.678	1.854	1.719	1.928	1.756	1.993	1.798	2.070
25	1.531	1.595	1.717	1.872	1.740	1.916	1.781	1.990	1.818	2.055	1.860	2.133
26	1.594	1.657			1.803	1.979	1.844	2.053	1.881	2.118	1.923	2.195
27	1.656	1.720					1.906	2.116	1.943	2.180	1.985	2.257
28	1.719	1.782					1.969	2.178	2.006	2.243	2.048	2.320
29	1.781	1.845					2.031	2.240	2.068	2.305	2.110	2.383
30	1.844	1.907							2.131	2.368	2.173	2.445
31	1.906	1.970							2.193	2.430	2.235	2.507
32	1.969	2.032									2.298	2.570
33	2.031	2.095									2.360	2.633
34	2.094	2.157									2.423	2.695
35	2.156	2.220									2.485	2.757
36	2.219	2.282									2.548	2.820

DIMENSIONS IN INCHES

<b>AA</b>	PER ECN 15625, ADDED "S" MARKING OPTION (NOTE 9), CHANGED AC/ACN COATING OPTIONS (PAGE 3)	PROC. SPEC. NASM8975	DRAWN BY	J. SCHLOBOHM
		NAS 353; CODE AWY	CHECKED BY	SIGNATURE ON FILE
ISSUED	7/19/1982	Unimatic® BLIND BOLT FASTENER, HIGH STRENGTH, PULL-TYPE, POSITIVE MECHANICAL LOCK, 100° FLUSH HEAD, A-286 CRES (95 KSI SHEAR) SINGLE ACTION INSTALLATION		
REVISED	03/08/2024			
PAGE	2 OF 3			
		<b>UB100-EU (MS21140U)</b>		
		<b>BLB108</b>		



CURRENT DESIGN ACTIVITY  
 CAGE CODE 0HDW7  
 HFS TUCSON OPERATIONS  
 3724 EAST COLUMBIA STREET  
 TUCSON, ARIZONA 85714  
 PHONE (520) 519-7400  
 FAX (520) 519-7454

**Unimatic®**  
**BLIND BOLT**  
**ENGINEERING**  
**STANDARD**

**TABLE III**

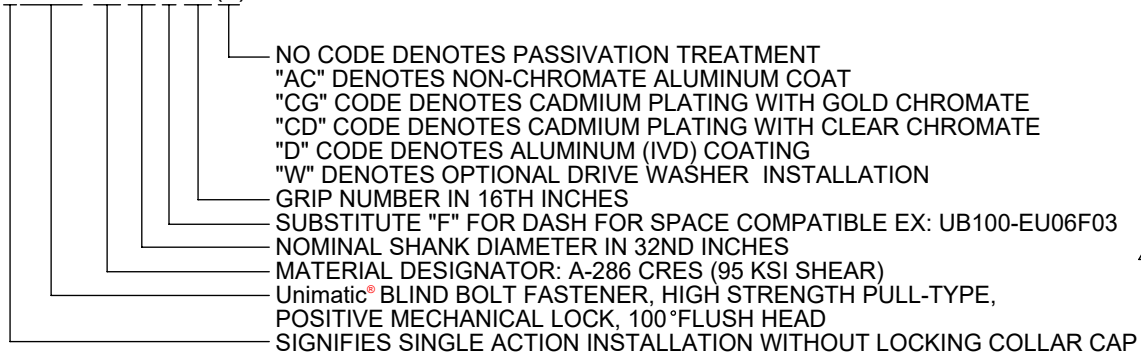
BOLT COMPONENTS	COMPOSITION	FINISHES
SLEEVE	A-286 CRES PER CHEMISTRY OF AMS5737	PASSIVATE PER AMS2700 AND AMS QQ-P-35 OR CADMIUM PLATE PER AMS-QQ-P-416, TYPE II, CLASS 2 OR ALUMINUM (IVD) COAT PER MIL-DTL-83488, CLASS 3, TYPE II OR NON-CHROMATE ALUMINUM COAT PER NAS4006, EN4473, AND/OR BMS10-85
PIN	A-286 CRES PER CHEMISTRY OF AMS5737	PASSIVATE PER AMS2700 AND AMS QQ-P-35
MECHANICAL LOCK	A-286 CRES PER CHEMISTRY OF AMS5737 OR TYPE 316 CRES PER CHEMISTRY OF AMS5690 (MANUFACTURER'S OPTION)	PASSIVATE PER AMS2700 AND AMS QQ-P-35

LUBRICATION- WHEN LUBRICATED, PARTS SHALL BE LUBRICATED PER AS5272, AS87132 OR DOD-L-85645 (MANUFACTURER'S OPTION).

△ FOR "F" CODE, SPACE COMPATIBLE APPLICATIONS FASTENER MAY BE EITHER UNLUBRICATED OR LUBRICATED PER DOD-L-85645. (MANUFACTURER'S OPTION)

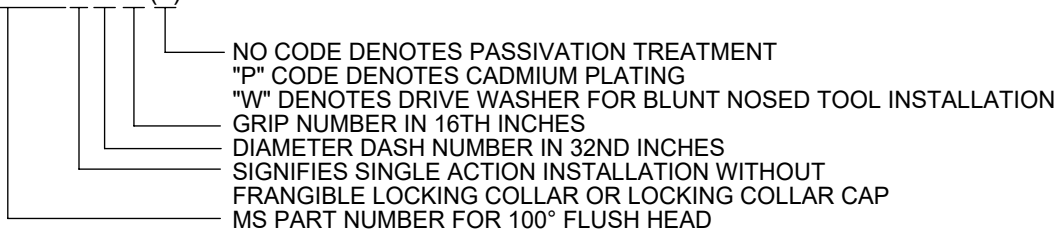
PART NUMBER EXAMPLE:

UB100-EU06 - 04( )



PART NUMBER EXAMPLE:

MS21140U0604( )



DIMENSIONS IN INCHES

<b>AA</b>	PER ECN 15625, ADDED "S" MARKING OPTION (NOTE 9), CHANGED AC/ACN COATING OPTIONS (PAGE 3)	PROC. SPEC. NASM8975	DRAWN BY	J. SCHLOBOHM
		NAS 353: CODE AWAY	CHECKED BY	SIGNATURE ON FILE
ISSUED	7/19/1982	Unimatic® BLIND BOLT FASTENER, HIGH STRENGTH, PULL-TYPE, POSITIVE MECHANICAL LOCK, 100° FLUSH HEAD, A-286 CRES (95 KSI SHEAR) SINGLE ACTION INSTALLATION		<b>UB100-EU (MS21140U)</b> <b>BLB108</b>
REVISED	03/08/2024			
PAGE	3 OF 3			

THIS DRAWING, THE STRUCTURAL DESIGN DISCLOSED THEREIN AND THE TECHNICAL DATA AND ENGINEERING SERVICE REPRESENTED THEREBY ARE THE EXCLUSIVE PROPERTY OF HUCK INTERNATIONAL, INC.